

**Supporting Information**

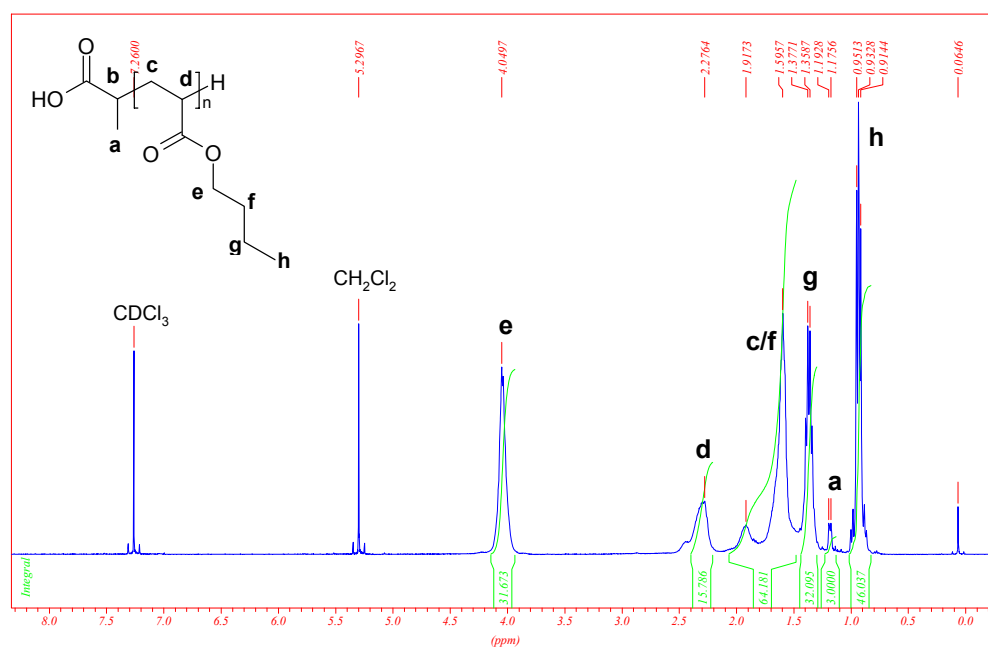
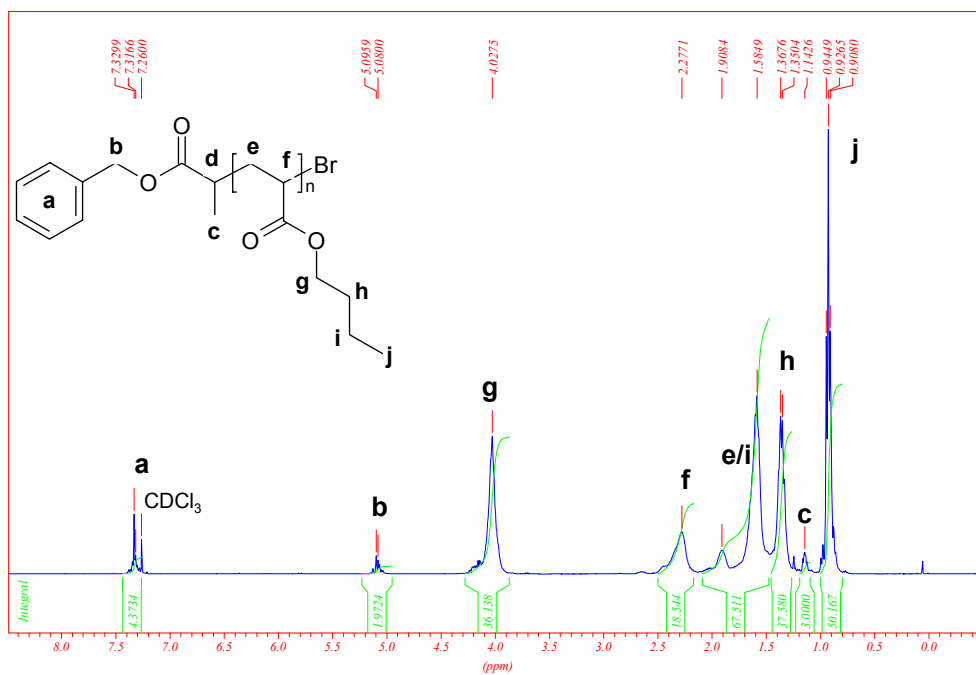
**Self-Assembling Peptide-Polymer Conjugates  
Comprising (D-alt-L)-Cyclopeptides as  
Aggregator Domains**

**Corresponding author:** Hans G. Börner

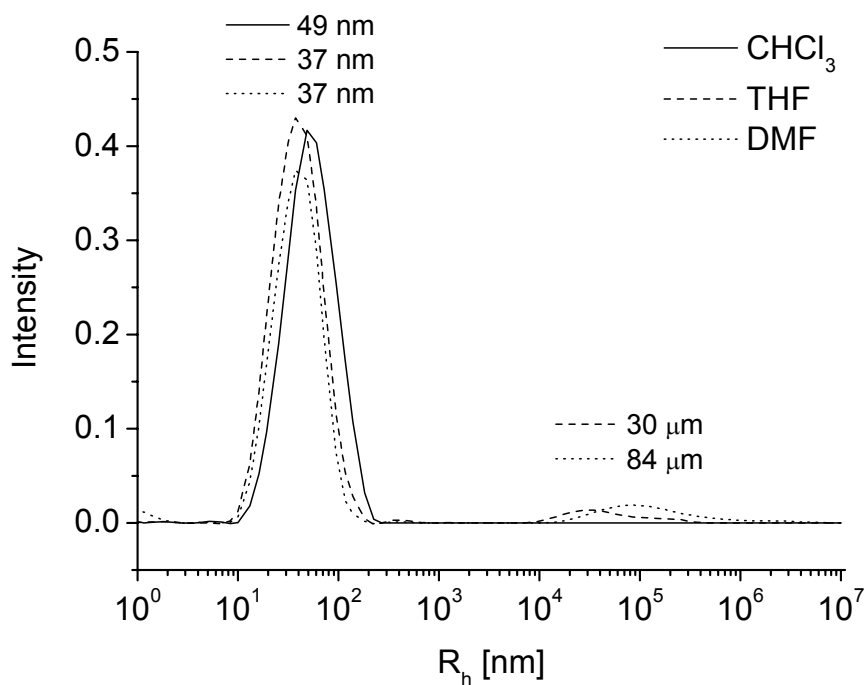
**Other authors:** Mattijs G. J. ten Cate, Nikolai Severin

Contact address: Max Planck Institute of Colloids and Interfaces, Research Campus


Golm, D-14424, Potsdam, Germany. Email: [hans.boerner@mpikg.mpg.de](mailto:hans.boerner@mpikg.mpg.de)



**Figure S1:** <sup>1</sup>H NMR spectra (CDCl<sub>3</sub>) of the end-functionalized poly(*n*-butyl acrylate) prior to (top) and after (below) the deprotection of the terminal benzyl ester group. Slight deviations of the integral intensities result from the reprecipitation of the polymer after the deprotection procedure.



**Figure S2:** Dynamic light scattering measurements of **IV** in  $\text{CHCl}_3$  (solid), THF (dashed) and DMF (dotted). Samples were dissolved in prefiltered, high purity solvents at a concentration of 2 g/L, centrifuged (3000 rpm; 30 min) and measured without filtration to prevent absorption of the peptide to the filter. Therefore, the micrometer sized structures are considered to be dust impurities. This is supported by an obvious statistical fluctuation of the rather small scattering intensities of these large species.



**Figure S3:** AFM micrographs of **IV**, deposited onto mica substrate by spin coating a solution of the deaggregated conjugate in TFA.